

# Patient Population Analytics: Multiple Myeloma in Turkey, 2018



Prepared by Andreas Walter, Bernhard Bodenmann, Sébastien Wischlen, Douglas Drake

Clinerion offers indication-agnostic access to live, real-world EHR data of its partner hospitals.

In this example, the Clinerion Patient Network Explorer network was used to develop Multiple Myeloma Charlson Comorbidity and co-treatment regime models, using anonymized aggregate data.

Identified patients in Turkey with Multiple Myeloma with first diagnosis in 2018 were evaluated on:

- Comorbidity
  - calculated Charlson Comorbidity Index
- Administered Therapeutics
- Procedures
- Lab Tests

## Data Source

### Turkey

Query Date: 17-Jan-2020

Query Type:
 

- ICD10: C90.0
- Multiple Myeloma
- First Diagnosis in 2018

Sample Size: 1'330 Patients matching Query

Country Incidence 2018: 2'331 Patients\*

5-year prevalence: 5'432 Patients (prop. 6,63)\*

Number of Clinics: 13

Clinic Types: Teaching Hospitals

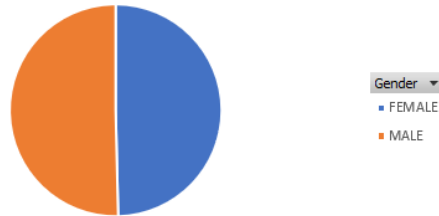
Total Patients: 13,286,251

Turkey 2018 population: 81,916,866

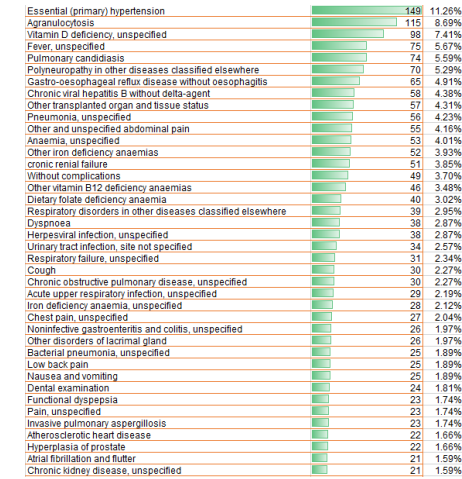
\* [Turkey Fact Sheet, The Global Cancer Observatory, May 2019  
<http://gco.iarc.fr/today/data/factsheets/populations/792-turkey-fact-sheets.pdf>]

## Gender Distribution

Female 660  
 Male 670  
 Total 1'330



## Comorbidities

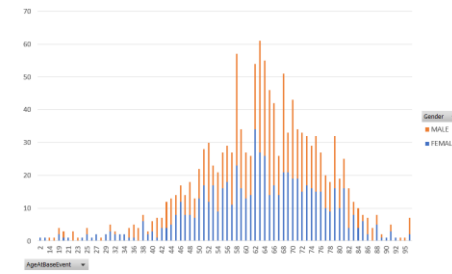


## Age Distribution

At baseline event (first Diagnosis with Multiple Myeloma):

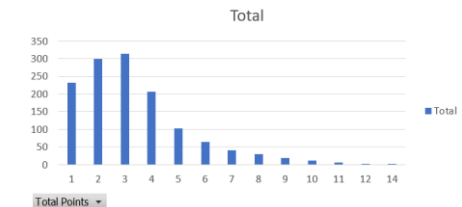
Patients <= 65 years 751  
 Patients 65 – 75 years 355  
 Patients >75 years 217

Median Age: 66  
 Standard Deviation 13

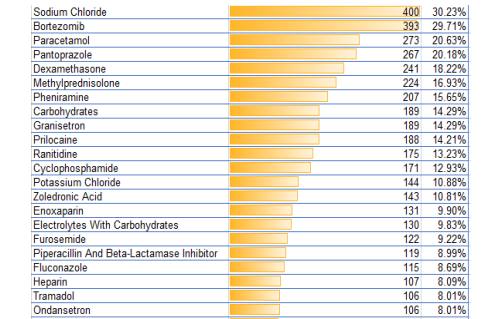


## Charlson Comorbidity Index

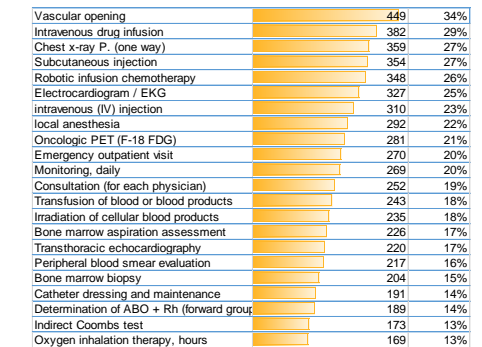
Score	# of Patients
1 Point	231
2 Points	299
3 Points	314
4 Points	207
5 Points	102
6 Points	65
7 Points	41
8 Points	30
9 Points	19
10 Points	12
11 Points	6
12 Points	3
14 Points	1



## Administered Therapeutics



## Procedures



## Lab Tests

